







# Pendant Lab Cone Shell 189

-  IP21
-  Class I
-  Ceiling Surface
-  RG1 | Blue light
-  Altamente riciclabile  
Highly recyclable
-  FSC  
Package



## 6.3Watt Glass Pendant Light with Add-on Shield

Code	System Power	LED Power	Lumens(at 3000K)	CRI	Lifetime (Ta 25°C)
PL3024	7.8W	350mA 18V	400lm	>90	50.000h L90B10

Finish	LED CCT	Beam	Key Information	
101 Textured White	 2700K	 Flood	Material	Aluminium
102 Textured Black	 3000K		Mounting	Ceiling Surface
	 4000K		Warranty	5 Year
	 D2W			
	 TW			



### Gear

This product is supplied with built-in phase cut or DALI driver.